



WebGrader Report Card Process

Teacher Enters Assignments



| Name | Score | 1 | 2 | 3 | 4 |
|-----------------|-------|------|------|------|------|
| ALPHEA DECARO | 93 | 93.0 | 93.0 | 93.0 | 93.0 |
| BRADYON, BROOK | 92 | 92.0 | 92.0 | 92.0 | 92.0 |
| BRUNN, DYLAN | 92 | 92.0 | 92.0 | 92.0 | 92.0 |
| CARSON, TREV | 89 | 89.0 | 89.0 | 89.0 | 89.0 |
| COHEN, LARRY | 84 | 84.0 | 84.0 | 84.0 | 84.0 |
| COOKE, RICHARD | 89 | 89.0 | 89.0 | 89.0 | 89.0 |
| COURTNEY, BRUCE | 84 | 84.0 | 84.0 | 84.0 | 84.0 |


3



Teacher "Overrides" Grades on Report Card



2



School User Generates Report Card
(grade book information is calculated and transferred to report card)



Report Cards Printed and Sent Home

4

